



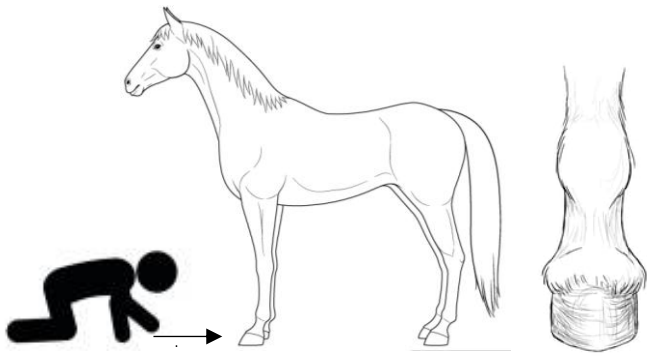
# **Farrier Trainers of Canada**

## **Level 1- Approved Farrier Apprentice of Canada**

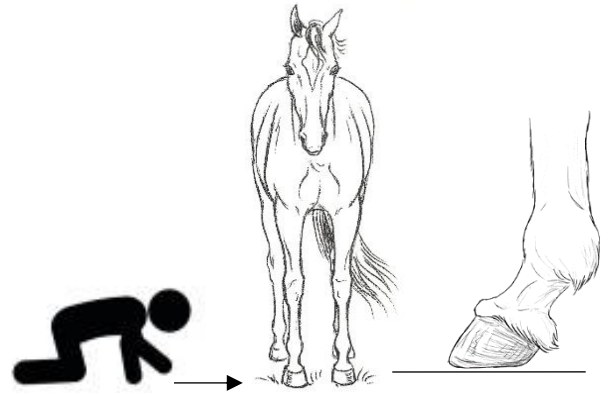
### **Portfolio Requirement Checklist**

#### **ALL CANDIDATES PLEASE APPLY & CONSIDER THE FOLLOWING:**


- Ensure your photos are consistent
  - Well lit- use flash lights or natural outside light **AVOID SHADOWS BEING CASTED ON FEET OR LEGS!**
  - Every photo is taken from the same consistent angle



***Dorsal photo angle***



***Lateral photo angle***



***Solar photo angle***

- Ensure your work is presented on flat, clean surface
  - If your work is being documented outside on snow, mud or grass use a small piece of plywood, rubber mat, rug/ carpet to place under the foot to display work



# **Farrier Trainers of Canada**

## **Level 1- Approved Farrier Apprentice of Canada**

### **Portfolio Requirement Checklist**

---

#### **LEVEL 1 REQUIRMENTS**

- Candidate will require 2 individual horses to present examples of their work
  - Barefoot/ pasture trims
- Only one cycle is required
- Basic information about the horse is required
  - Age, breed, name, length of cycle, how long candidate has been trimming it, wear patterns in the feet, how you are going to trim this horse and why

#### **Title Page/ Opening Paragraph**

- Candidate's name
- Candidate's email/ phone number
- Brief history of farrier specific education (?)

#### **Example Horse A & Horse B**

- Name of horse A
- A brief description of the horse
  - What? Breed, discipline, age, etc.
- Candidate's choice of left or right side, but **one side only**
- Before trim photos front
  - Dorsal view
  - Lateral view
  - Solar view
- After Trim photos front
  - Dorsal view
  - Lateral view
  - Solar view
- Description of front foot
  - Leg and foot conformation, wear patters, flares/ deviations
  - How is the candidate going to trim the foot and why?
  
- Before trim photos hind
  - Dorsal view
  - Lateral view
  - Solar/ Palmer view
- After Trim photos hind
  - Dorsal view
  - Lateral view
  - Solar view
- Description of hind foot
  - Leg and foot conformation, wear patters, flares/ deviations
  - How is the candidate going to trim the foot and why?

***\*\*Repeat above process for second horse***